
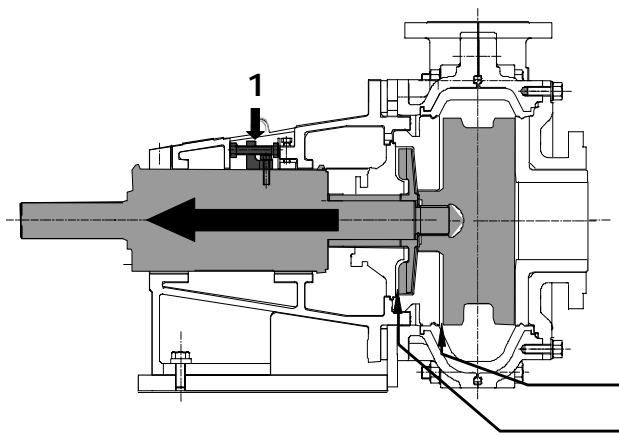


Double Adjustment HM, HR, MM, MR

The total impeller wear clearance adjustment is a patented external double adjustment feature. The procedure of closing the back and front impeller clearances permits continuous performance of the pump throughout the normal wear life of all components. This simple operation is illustrated in the two steps shown below and can be performed on an installed pump without disassembly.



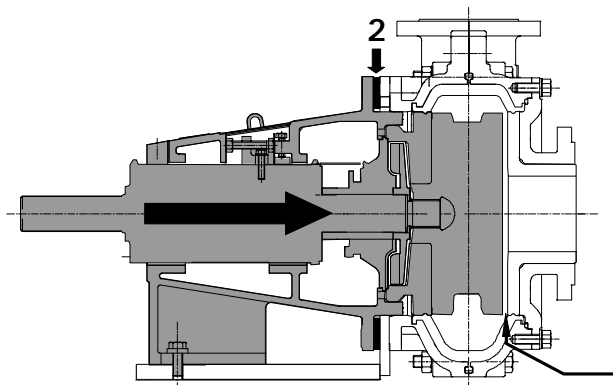
Technical Specification



Step 1

Adjust impeller back-side clearance. Impeller back clearance and centrifugal seal adjustments is achieved by adjusting the screw on the bearing cylinder housing. The bearing cylinder housing, shaft and impeller move back in order to close the impeller back-side clearance.

Back clearance
Centrifugal seal clearance



Step 2

Adjust impeller front-side clearance. Impeller front clearance is made by removal of casing half-shims and retightening casing bolts. This also acts as a visual wear indicator. The entire power frame moves forward to close the impeller front-side clearance

Front clearance

www.metso minerals.com

